



ONGOING SERVICE EXPANSION

€1.4trn

Index, single names and options cleared, up **57%** vs Q3 2022

€1.1trn

European iTraxx® notional cleared, up **48%** vs Q3 2022

€141bn

European single names notional cleared, up **41%** vs Q3 2022

\$178bn

CDX™ indices notional cleared, up **6.1x** vs Q3 2022

\$754m

USD corporate single names cleared, up **20.3x** vs Q3 2022

\$2.85bn

Sovereigns notional cleared, vs **\$0** in Q3 2022

RECORD CLIENT CLEARING GROWTH

€209bn

Client notional cleared, up **2.6x** vs Q3 2022

€139bn

European iTraxx® notional cleared, up **137%** vs Q3 2022

€9bn

European corporate single names notional cleared, up **29%** vs Q3 2022

\$65bn

CDX™ indices notional cleared, up **4.8x** vs Q3 2022

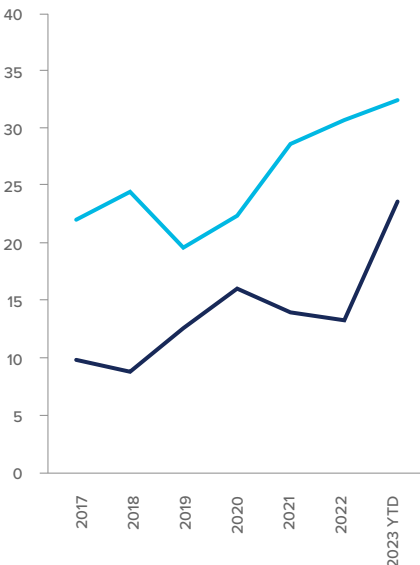
EXPANDING USER COMMUNITY

- 188 client entities live across 1,609 accounts
- Goldman Sachs International and Goldman Sachs Bank Europe SE now live as clearing brokers

Global market segment share

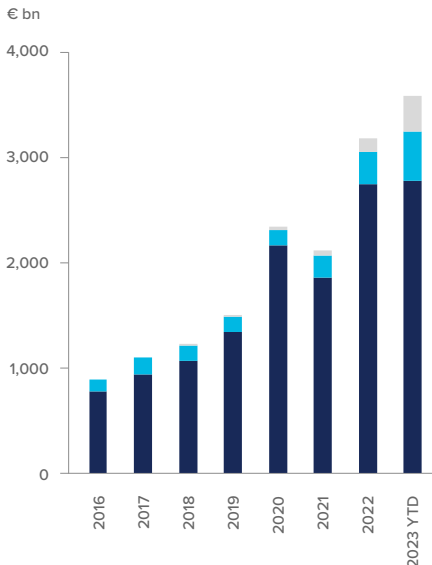
- Overall EU single names
- Overall EU indices

Market segment share percentage (%)



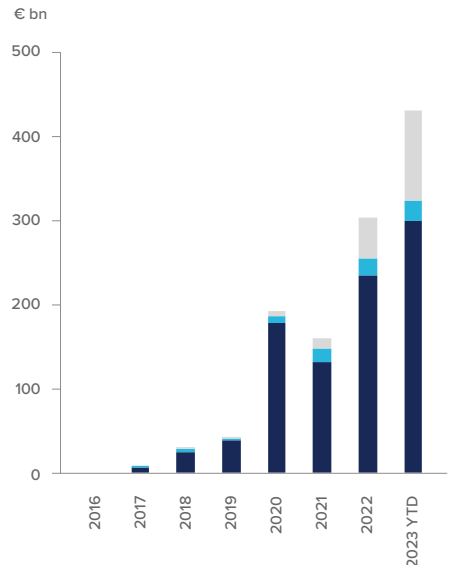
Overall index and single name activity

- USD CDX™ index
- EUR single name corporate
- EUR iTraxx® index



Client index and single name activity

- USD CDX™ index
- EUR single name corporate
- EUR iTraxx® index



For more information, go to: lch.com/services/cdsclear or email LCHsales@lseg.com.

Markit CDX™ and Markit iTraxx® are service marks of Markit North America Inc. and Markit Indices Limited and have been licensed for use by LCH SA. The Markit CDX™ and Markit iTraxx® indices referenced herein are the property of Markit North America Inc. and Markit Indices Limited and are used under license. The Index CDS eligible for clearing by LCH SA are not sponsored, endorsed, or promoted by Markit North America Inc. and Markit Indices Limited or any of its members.

Notional is double sided and includes notional cleared of all global products (notional cleared in US dollars has been converted in euros).